


# CS116 Damped sinusoid generator

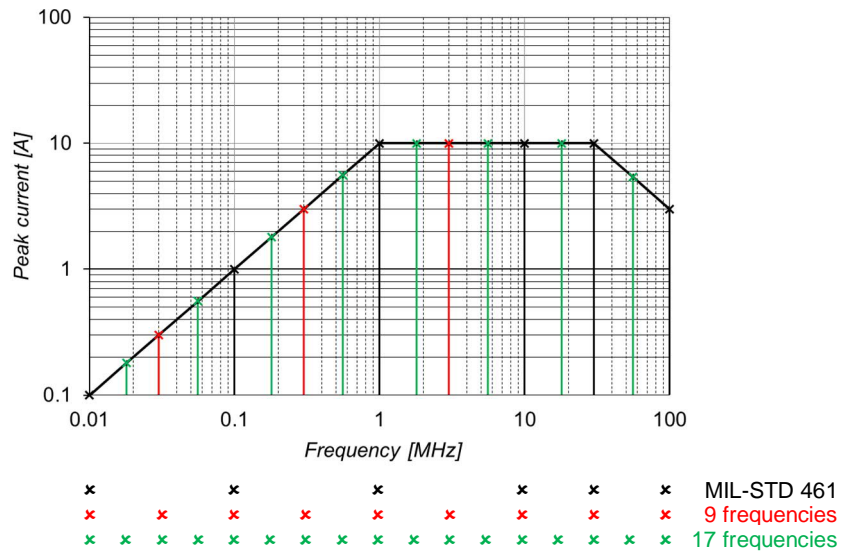
This transient generator complies with the requirements of the MIL-STD 461 CS116. The test method CS116 is used to verify the ability of the EUT to withstand sinusoidal excitation on interconnecting cables. The generator can be ordered with a complete set of accessories, consisting basically of an injection probe, an attenuator, an oscilloscope and a control software. In addition to the basic requirements of the CS116 test, the number of discrete frequencies can be increased to 9 or 17 instead of 6. This allows a better excitation of the resonances of the equipment under test. The generator has one signal output only and does therefore not require any change of connections during the test. This feature reduces the test duration and enables automated calibration and test sequences.



## SPECIFICATIONS

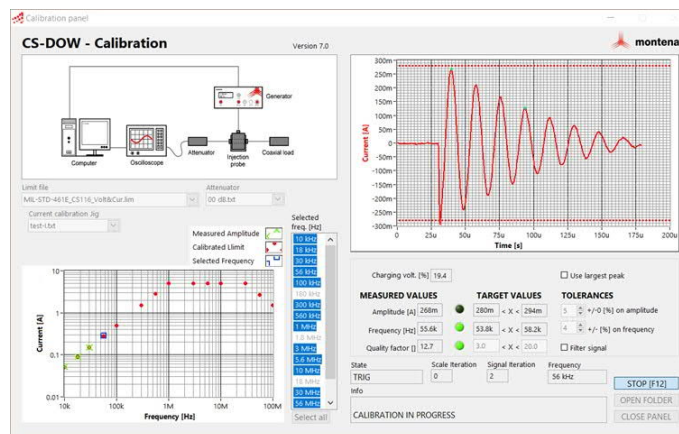
Type	POG-CS116-6	POG-CS116-9	POG-CS116-17
Test frequencies	10, 100 kHz 1, 10, 30, 100 MHz	10, 30, 100, 300 kHz 1, 3, 10, 30, 100 MHz	10, 18, 30, 56, 100, 180, 300, 560 kHz 1, 1.8, 3, 5.6, 10, 18, 30, 56, 100 MHz
Standard	MIL-STD 461 D / E / F / G , CS116		
Output waveform	damped oscillatory wave		
Output current	10 A on 100 ohm (depends on the frequency)		
Output impedance	< 100 ohm		
Damping factor	15 +/- 5		
Repetition rates	single, 0.5 Hz, 1 Hz		
Output signal connection	N 50 ohm		
Power rating	90 - 250 Vac / 50 - 60 Hz / 35 W / 75 VA		
Storage / operating temperatures	5 - 50 °C / 20 - 45 °C		
Generator weight	complete unit: 34.5 kg / 19-inch rack only: 17.0 kg		
Dimensions (L x W x H)	630 x 530 x 485 mm / 19-inch rack only: 630 x 485 x 405 mm (9HU)		

## CS116 test frequencies



## Automation software

The transient generator and the measurement equipment are controlled by a dedicated software application which automatically calibrates the setup according to standard or user defined injection levels, set the applied perturbation levels and collect measured data, and finally generates the calibration and test reports.



## Ordering information

TYPE	DESCRIPTION
POG-CS116-6	Pulse generator for MIL-STD 461 D/E/F/G CS116, 6 test frequencies, 19" rack version
POG-CS116-9	Pulse generator for MIL-STD 461 D/E/F/G CS116, 9 test frequencies, 19" rack version
POG-CS116-17	Pulse generator for MIL-STD 461 D/E/F/G CS116, 17 test frequencies, 19" rack version

See also our combined *CS114, CS115 and CS116 test system*.

## Related products / accessories

TYPE	DESCRIPTION
IPDR250	Injection probe for CS114, CS115 or CS116 tests, frequency range: 10 kHz - 400 MHz, internal diameter : 43.8 mm
CJDR250	Calibration jig for the injection probe IPDR250
SW-CS-DOW	Windows-based control software application, for montena damped oscillatory wave generators