


NEMP radiated susceptibility test setup, H = 140 cm

The test system NEMP140 is designed to assess the immunity of electronic equipment and subsystems to an electromagnetic pulse in accordance with the MIL-STD 461 RS105 test procedure (NEMP: nuclear electromagnetic pulse).

Montena's generator produces a high voltage pulse, that propagates along a radiating line mounted over a conductive ground plane. The electromagnetic field pulse that is generated under the line is vertically polarised and can exceed 50 kV/m in the test volume. The system and the related pulse measurement equipment are controlled by software through fibre optic links. The system has been designed for easy assembly and disassembly and can be operated both, indoor ideally in a semi-anechoic chamber, or outdoor when the weather is good.

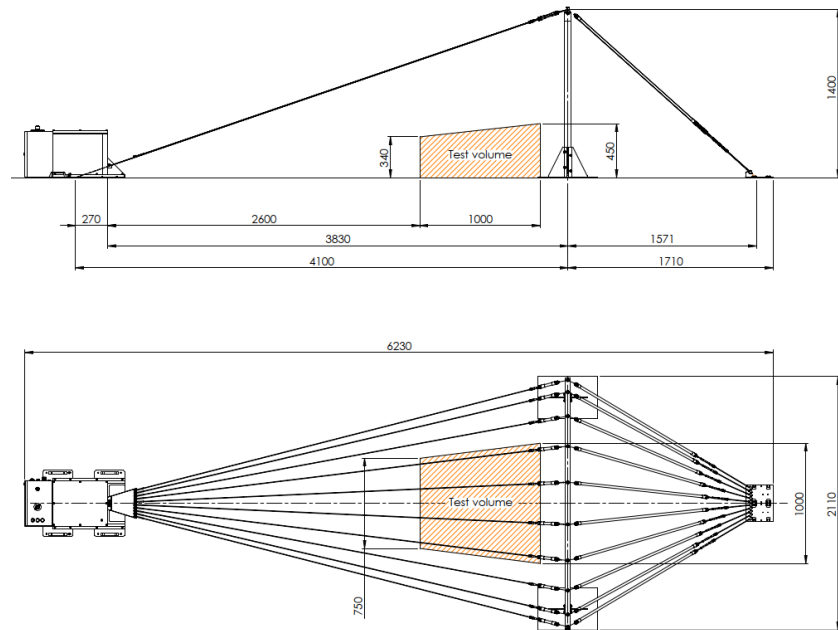


SPECIFICATIONS

| Type | NEMP140 |
|-------------------------------|--|
| Standard | MIL-STD 461 E / F / G, test procedure RS105 |
| Dimensions of the test volume | see drawing on next page |
| Charging voltage | < 5 to 80 kV, positive and negative polarities |
| Peak electric field strength | ≥ 50 kV/m at full charging voltage |
| Electric field polarisation | vertical |
| Pulse rise time (10 - 90%) | 2.3 ± 0.5 ns |
| Pulse duration (50 – 50%) | 23 ns ± 5 ns |
| Line structure | bounded wave line / TEM mode |
| Generator configuration | direct discharge |
| Power rating | 90 - 264 Vac / 50 - 60 Hz / 250 VA |
| Generator dimensions | 92 x 38 x 55 cm (L x H x W) |
| Generator weight | about 70 kg (with oil) |
| System dimensions | 6.23 x 1.4 x 2.11 m (L x H x W) |

System dimensions

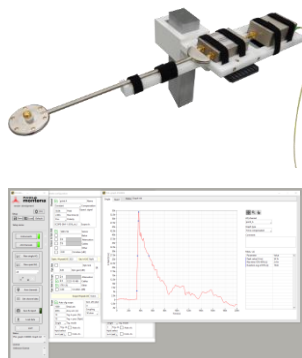
All dimensions are in millimeters.



Ordering information

| TYPE | DESCRIPTION |
|----------------|---|
| NEMP140 | Transportable NEMP test system according to MIL-STD 461 versions E, F and G / RS105, height of the radiation line 1.4 m, for a test amplitude of up to 50 kV/m. |

Related products / accessories



| TYPE | DESCRIPTION |
|----------------------------|--|
| GMRL140 | Material to build a temporary ground plane, consisting of a special metallic mesh and the related assembly material |
| SFE3-5G, SGE3-5G | D-dot sensors to measure the electric field pulse |
| SFM2G, SGM2G | B-dot sensors to measure the magnetic field pulse |
| BL3-5G | Balun for the free field sensors |
| MOL2000T or MOL3000 | Shielded analog fibre optic link to connect the sensors to the measurement equipment |
| SB3G | Shielded enclosure, for the protection of the oscilloscope |
| PULSELab | Pulse measurement and processing software application, lifetime license for installation on one PC. |
| ... | Others measurement accessories such as field sensor mounting kits, dielectric masts, coaxial cables ..etc, are proposed too. |