

CS116 plus 7dB Damped sinusoid generator



This unique transient generator exceeds the requirements of the MIL-STD 461 CS116 test method in the sense that it can produce more than twice the current levels of the MIL-STD 461 CS116. The test method CS116 is used to verify the ability of the device under test to withstand sinusoidal excitation on interconnecting cables. The generator can be ordered with a complete set of accessories, consisting of a current injection probe, a current measurement probe, a set of coaxial load and attenuators, an oscilloscope and a control software.

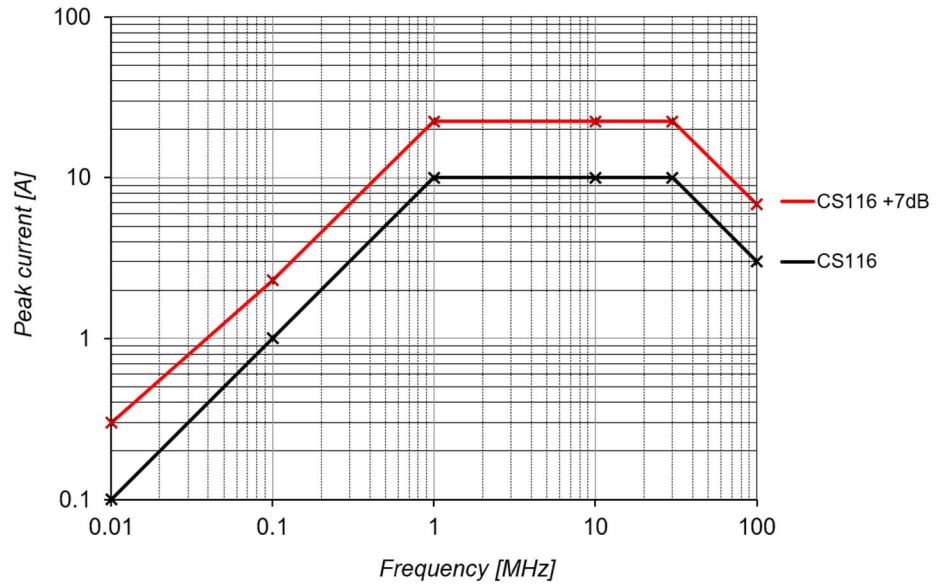
In addition to the basic requirements of the CS116 test, the number of test frequencies can be increased to 12 instead of 6 in the frequency range 10 kHz - 100 MHz. This allows a better excitation of the resonances of the device under test.

The generator has one signal output only and does therefore not require any change of connections during the test. This feature reduces the test duration and enables automated calibration and test sequences. All settings and levels are recorded for the measurement and for the generation of a test report.

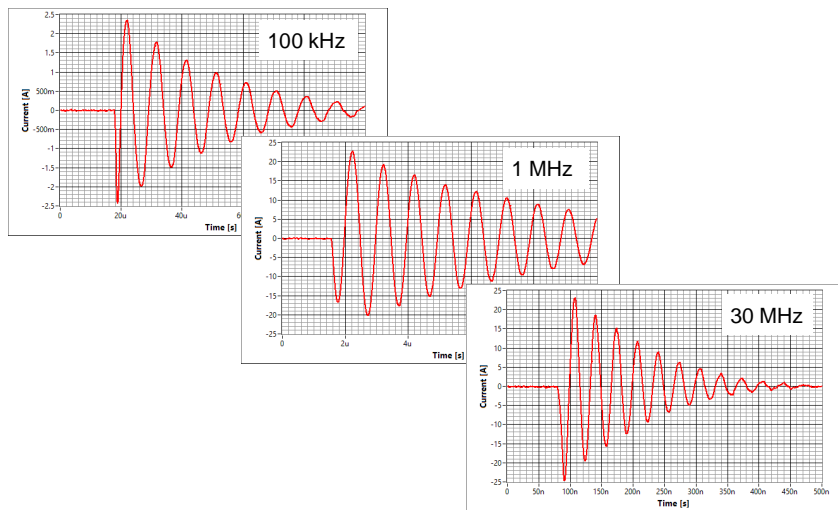
SPECIFICATIONS

Type	PG-C202
Test frequencies	10, 100 kHz 1, 10, 30, 100 MHz - expandable to 12 frequencies
Standard	MIL-STD 461 D / E / F / G , CS116 levels +7dB
Output waveform	damped oscillatory wave
Output current	up to 23 A on a 100 ohm load (depends on the frequency)
Output impedance	< 100 ohm
Damping factor	15 +/- 5
Repetition period	single, 1 to 10 second
Test time (repetitive mode)	0 to 10 min.
Mechanical life of the high voltage actuator, for each frequency	0.5 million impulses in load 1 million impulses in open circuit
Output signal connection	7/16 female
Power rating	90 - 250 Vac / 50 - 60 Hz / 100 VA
Electrical safety	complies with EN 61010-1
EMC	complies with EN 61326-1
Other interfaces	RS 232 (Sub-D female 9-pins) USB (type A)
Storage / operating temperatures	-10 to 60 °C / 5 to 40 °C
Total weight	about 150 kg
Dimensions (D x W x H)	840 x 570 x 1300 mm (cabinet with caster wheels)

CS116 test frequencies



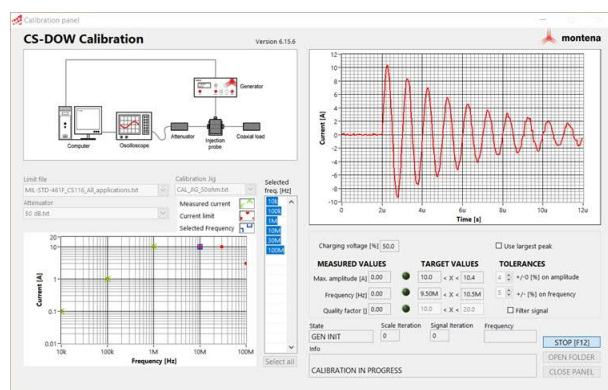
Examples of current injections in a 100 ohm load



All designs can be adapted to the customer's requirements, to fulfil specific frequencies and/or standards.

Automation software

The transient generator and the measurement equipment are controlled by a dedicated software application which automatically calibrates the setup according to standard or user defined injection levels, set the applied perturbation levels, collect the measured data and generates the calibration and test reports.



Ordering information

TYPE	DESCRIPTION
PG-C202	Transient generator for MIL-STD 461 CS116 levels plus 7 dB, 6 test frequencies, with 19-inch cabinet and 7/16 output connector

Related products / accessories

TYPE	DESCRIPTION
IPDN150ACC	Inductive coupler for short pulses and damped oscillatory waveform injection, frequency range: 4 kHz - 400 MHz, peak current max 75 A into 50 ohm load, internal diameter : 40 mm
CJDN150	Calibration jig for the injection probe IPDN150ACC
SW-CS-DOW	Windows-based control software application, for montena damped oscillatory wave generators